


# BELLA VISTA

*ANP* Lighting®



Architectural Site Lighting



# Bella Vista

## LED Solutions

Choose from performance TIR optics or low-glare, edge-lit comfort LED panels to satisfy the needs of your project.

- ANP's proprietary Edge-Lit Comfort Solution reduces glare while maintaining performance. Choice of Type II, III, IV or V optics. (up to 13,904 lumens)
- ANP's TIR, Ceramic-Cooled Platform engines optimize performance where Type II, III, IV or V optics are required. (up to 18,172 lumens)

## Shade Styles

ANP Lighting's Bella Vista Series is the most expansive and versatile series of luminaires of its type in the lighting industry. Each of the three style shades are available in three diameters and five styles.

- Angle, Bell or Flare style shades
- 20, 24, and 30 inch diameters
- The top housing can be solid or provided with slots, windows, acrylic louvers or two styles of metal louvers

A wide variety of post arms and wall mounts allow the designer to find the right look for any project.



Angle (BVA)



Bell (BVB)



Flare (BVF)




# Bella Vista Angle



BVA2001

20" | 24" | 30" diameter




BVA2002



BVA2004



BVA2006




BVA2007



BVA2009



# Bella Vista Bell



BVB2001

20" | 24" | 30" diameter



BVB2002



BVB2004



BVB2006




BVB2007



BVB2009




# Bella Vista Flare



BVF2001

20" | 24" | 30" diameter



BVF2002



BVF2004



BVF2006



BVF2007




BVF2009

## Popular Mounting Options

ANP Lighting offers a wide variety of post arms and wall mounts. See [ANPlighting.com](http://ANPlighting.com) to browse the entire product offering.

### Post Arms

---



PA161




PA175




PA211



PA261



PA311



PA333

### Wall Mounts

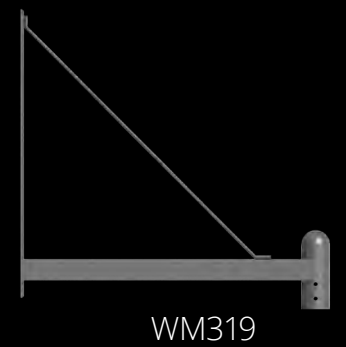
---



WM176



WM177




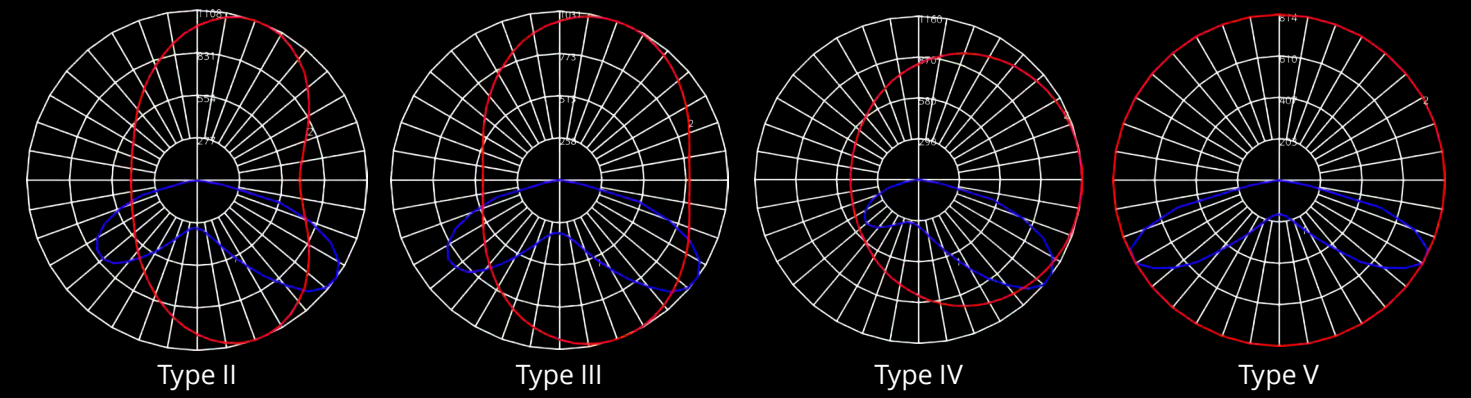
WM319

# Comfort & Performance

ANP's proprietary Edge-lit LED Light Guide is available in ANP Lighting's Bella Vista series. Edge-lit technology significantly reduces glare and eliminates pixelation of the LED source. Uniform illumination and superior optical control, along with a wide selection lumen packages, light distribution types and color temperatures take visual comfort & performance to the next level.

<b>IP66</b> LIGHT ENGINE CONSTRUCTION	<b>0</b> PIXELATION OF LED SOURCE	<b>20KA</b> SURGE PROTECTION STANDARD	<b>0-10V</b> DIMMING 0-10V (DOWN TO 10%)
---	---	---	---

- Available distribution patterns Type II, III, IV and V
- 2700K, 3000K, 3500K and 4000K
- 3-Step binning
- > 80 CRI
- UL listed



**8.5"**

30W | 39W  
50W | 65W | 80W

Up to 9,986 delivered lumens  
Up to 126 lumens per Watt

**12"**

70W | 80W  
90W | 105W

Up to 13,904 delivered lumens  
Up to 133 lumens per Watt


# High Lumen Package Delivers Superior Efficiency

Featuring ceramic heat sink technology and individual LED optical control with high-performance TIR Optics, the ANP Ceramic Platform engine offers superior performance and efficiency. A wide selection of lumen packages, color temperatures and light distribution types are available. LED upgrade kits are also available for most types of luminaires.

**IP66**  
LIGHT ENGINE  
CONSTRUCTION

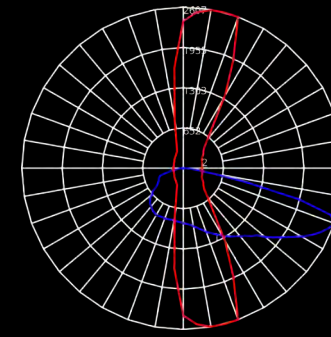
**20KA**  
SURGE PROTECTION  
STANDARD

**0-10V**  
DIMMING  
0-10V  
(DOWN TO 10%)

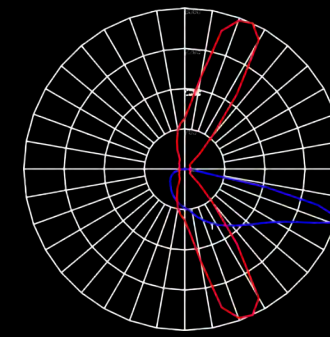


- Available distribution patterns Type II, III, IV and V
- 2700K, 3000K, 3500K and 4000K
- > 80 CRI
- ETL listed

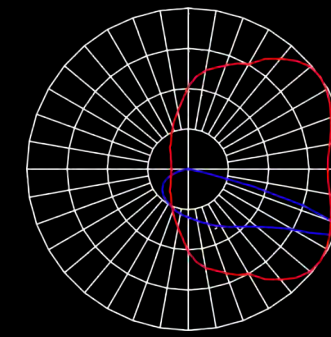
ANP's TIR Performance Platform is also available in a 590nm True Amber solution that will meet most fish and wildlife specifications. Efficacy is in the 37 lm/W range, and all of our IES distributions are available.



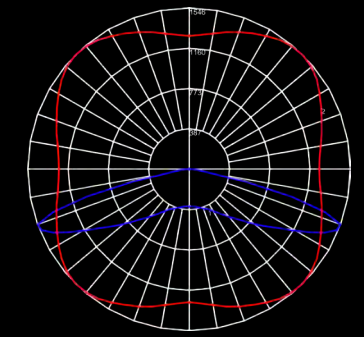
Type II




Type III



Type IV




Type V




**30 Watt**

Up to 4,796 lumens  
Up to 160 lumens per Watt




**39 Watt**

Up to 5,862 lumens  
Up to 150 lumens per Watt




**46 Watt**

Up to 7,354 lumens  
Up to 160 lumens per Watt




**78 Watt**

Up to 12,022 lumens  
Up to 154 lumens per Watt



**90 Watt**

Up to 14,388 lumens  
Up to 160 lumens per Watt



**120 Watt**

Up to 18,172 lumens  
Up to 151 lumens per Watt





# Mini Bella Vista

## LED Solutions

Choose from Edge-Lit LED Comfort Solution or the economy ANP Module with COB to satisfy the needs of your project.

- Edge-Lit LED is a low-glare solution and is available with Type II, III, IV or V optics (up to 9,986 lumens)
- ANP Modules with a COB LED offer an economical solution with Type V round optics


## Shade Styles

The Mini Bella Vista perfectly complements our larger Bella Vistas for use in wall mount or post top applications where low mounting heights occur.

- Angle, Bell or Flare style shades
- 12, 14 and 16 inch diameters



Angle (MBVA)



Bell (MBVB)

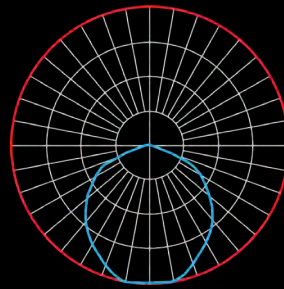


Flare (MBVF)

# ANP Module COB LED Solutions

ANP Modules are powered by a Citizen™ COB LED and are available in the Mini Bella Vista. This economical LED solution is available in lumen packages of 1000 lumens to 4000 lumens. The high color-rendering index equals or exceeds that of typical outdoor LED sources.

- Type V distribution
- 2700K, 3000K, 3500K, 4000K
- 0-10V, TRIAC or ELV dimming to 1%
- IP66
- >90 CRI



Wide Distribution



10-Watt

1,000 lumens  
100 lumens per watt

20-Watt

2,000 lumens  
100 lumens per watt

30-Watt

3,000 lumens  
100 lumens per watt

40-Watt

4,000 lumens  
100 lumens per watt

# Popular Mini Bella Vista Mounting Options

ANP Lighting offers a wide variety of arms and wall mounts. See [ANPlighting.com](http://ANPlighting.com) to browse the entire product offering.

## Arms



E22



E26



E36

## Wall Mounts




WM35



WM41



WM55



WM318



WMBVS01



WM42

Since 1985, ANP Lighting has been inspiring and empowering innovative lighting solutions.

Today, ANP Lighting is a leading manufacturer of energy efficient architectural lighting solutions for corporate/office, municipal, education, sports and entertainment, hospitality, and retail applications. We expertly configure and manufacture interior, exterior, site, pedestrian, and roadway lighting that aligns with aesthetic vision and beautifully illuminates design details.

Our extensive line of lighting products and collections is complemented by a wide array of mounting, size, and color options – one of the largest selections in the industry. Our in-house lighting experts can help architects, designers, and specifiers develop lighting solutions with the high quality, craftsmanship, and value only products made in the U.S.A. can deliver.

## Finishes

Visit [ANPlighting.com/resources/color-finishes](http://ANPlighting.com/resources/color-finishes) for more details. Custom finishes available.



Marine grade finishes are available. Colors shown may differ slightly from painted color.



Made in U.S.A. | A family owned business



800-548-3227 | 909-982-1807

9044 Del Mar Avenue, Montclair, CA 91763

02262024\_v3