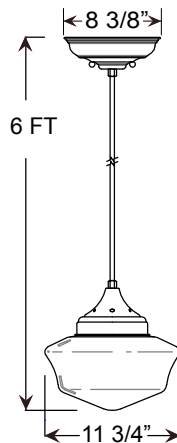


Project: \_\_\_\_\_

Fixture Type: \_\_\_\_\_ Quantity: \_\_\_\_\_

Customer: \_\_\_\_\_



**Specifications**

**Material:**  
Canopy and glass fitter are constructed of heavy duty spun aluminum. All fasteners are stainless steel. Screw hardware may not match paint.

**Electrical:**  
Universal voltage 120-277 is standard. 0-10V, TRIAC and ELV dimming to 1% protocols are standard for LED modules. (12w is 120v and TRIAC dimming only)

See page 2 table for LED module and driver specs, voltage and dimming protocols.

**Certifications:**  
UL Listed for dry locations.

**Finish:**  
A polyester powder coat high quality finish is electro-statically applied and baked at 430° for exceptional durability and color retention. Products undergo an intensive five-step cleansing and pretreatment process for maximum paint adhesion.

Marine grade finish provides superior salt, humidity and UV protection. This coating withstands up to 3000 hours of continuous salt spray, comes with a 5-year warranty and is available in either a textured or gloss surface.

**Modifications:**  
Consult factory for custom or modified designs.



**SH-PE412  
LED**

Weight: 4.9 lbs

Catalog Logic



Catalog Number

SH-PE412



1	LIGHT SOURCE & WATTAGES
M012LDN	(12w, 750 lumen, Cree module) Integral driver, 120V, TRIAC dimming & narrow distribution only.
M009LDD	(9w, 850 lumen, Cree module)
M010LDD	(10w, 1250 lumen, Cree module)
M016LDD	(16w, 2000 lumen, Cree module)

2	DISTRIBUTION
W	(T5 Wide Distribution with Dome LED Lens)
N	(T5 Narrow Distribution with Flat LED Lens)

3	COLOR TEMPERATURE (CCT)
27K	(2700K)
30K	(3000K)
35K	(3500K)
40K	(4000K)

4	OPTIONAL DRIVER HOUSING*
(Driver Housing only Required with Emergency Backup Option)	
NA	No selection is required if Emergency Backup is not chosen.
<b>Emergency Backup Option</b> Choose EMG Driver in Box 6	
DCCEM	(Emergency Ballast Housing for flush ceiling only; 12" OD x 1 1/2" H)
*Driver Housing finish will match fixture finish.	

5	MOUNTING SOURCES*
<b>Cord Mounts</b> Color & Style (See page 3 for color cord style)	
<b>SJT Cord</b>	
BLC (6' Black SJT Cord)	WHC (6' White SJT Cord)
<b>Solid Fabric Colored Cords</b>	
BLSF (6' Black)	ORSF (6' Orange)
GYSF (6' Gray)	LGSF (6' Lime Green)
CHSF (6' Chocolate Brown)	KGSF (6' Kelly Green)
WHSF (6' White)	CBSF (6' Cobalt Blue)
CASF (6' Cardinal)	SBSF (6' Sky Blue)
<b>Patterned Fabric Colored Cords</b>	
BWHPF (6' Black/White Houndstooth)	BIHPF (6' Brown/Ivory Houndstooth)
GYCPF (6' Gray/Citrus Yellow)	MOSPF (6' Magenta/Orange Stripe)
NMTPF (6' Navy Mini Tweed)	
<b>Glossy Fabric Colored Cords</b>	
GMGF (6' Gun Metal)	SSGF (6' Sterling Silver)
CPGF (6' Copper Penny)	BRGF (6' Bronze)
GOGF (6' Gold)	
*Cord Canopy finish will match fixture finish.	

6	ACCESSORIES*
*EMG-LED06	(6w, LED Emergency Driver, remote placement, Cree module only, Not applicable for 12w LED)
*EMG-LED10	(10w, LED Emergency Driver, remote placement, Cree module only, Not applicable for 12w LED)
*EMG-LED16	(16w, LED Emergency Driver, remote placement, Cree module only, Not applicable for 12w LED)
PC	(Button Photo Cell) Remote Only
*For Emergency lumen output data; see Resources section at <a href="http://www.ANPlighting.com">www.ANPlighting.com</a>	
**Accessory finish will match fixture finish.	

Project: \_\_\_\_\_

Fixture Type: \_\_\_\_\_ Quantity: \_\_\_\_\_

Customer: \_\_\_\_\_

7 FINISHES					
*Marine Grade Finish has an additional charge					
Standard Colors	Standard Grade	Marine Grade*	Premium Colors	Premium Grade	Marine Grade*
Aspen Green	10	10M	High Gloss Black	01	01M
Cantaloupe	11	11M	Arctic Silver	14	14M
Lilac	12	12M	Candy Apple Red	64	64M
Putty	13	13M	Cobalt Blue	65	65M
Raw Unfinished	40	NA	Caramel	66	66M
Black	41	41M	Butterscotch	67	67M
Forest Green	42	42M	Black Silver	68	68M
Bright Red	43	43M	Gunmetal Gray	69	69M
White	44	44M	Mayan Gold	79	NA
Bright Blue	45	45M	Textured Desert Stone	80	80M
Sunny Yellow	46	46M	Extreme Chrome	81	81M
Aqua Green	47	47M	Graystone	82	82M
Galvanized	49	NA	Oil Rubbed Bronze	83	83M
Navy	50	50M	Carbon Graphite	96	96M
Architectural Bronze	51	51M			
Patina Verde	52	52M			
Copper Clay	53	53M			
Silver	56	56M			
Black Verde	61	61M			
Painted Chrome	70	70M			
Painted Copper	71	71M			
Textured Black	72	72M			
Matte Black	73	73M			
Textured Architectural Bronze	76	76M			
Textured White	77	77M			
Textured Silver	78	78M			

Consult Factory for additional paint charges and availability.

LED MODULE SPECIFICATIONS				
LED	CCT	Typical Luminous Flux	System Wattage	Typical Efficacy
9W	2700K	850	11W	97
	3000K	850	11W	97
	3500K	850	11W	97
	4000K	850	11W	97
10W	2700K	1250	12W	125
	3000K	1250	12W	125
	3500K	1250	12W	125
	4000K	1250	12W	125
12W	2700K	750	12W	65
	3000K	750	12W	65
	3500K	750	12W	65
	4000K	750	12W	65
16W	2700K	2000	19W	125
	3000K	2000	19W	125
	3500K	2000	19W	125
	4000K	2000	19W	125


MODULE SPECIFICATION:
• Efficacy 65-125 lumens per watt
• Life: L70 50,000 hours
• Color temp: 2700K, 3000K, 3500K and 4000K
• CRI: >90



MODULE DRIVER SPECIFICATION:
• Input Voltage: 120-277 Volts; 50/60Hz
• Dimmable down to 1%
• 0-10V, TRIAC and ELV dimming protocols are standard. (12w is 120v and TRIAC dimming only)
• Output Current: Constant Current; 440mA to 940mA (model dependent)
• Driver Efficiency > 80%; Power Factor > 0.9
• Integral Surge Protection in conformance to ANSI C62.41 Category A.

MODULE LISTINGS
• Fully compliant with the RoHS Directive
• Certifications: CE/UL

WARRANTY
See www.ANPlighting.com for complete fixture warranty.
LED warranty information
• 5 year limited warranty*
*Limited Warranty: A typical year is defined as 4380 hours of operation

8 VOLTAGE
UNV (120-277)

Optional Driver Housing	
	CRD-DCEM (12" OD x 1 1/2" H) Cord Only

ACCESSORIES	
	
EMG-LED	PC

Project: \_\_\_\_\_

Fixture Type: \_\_\_\_\_ Quantity: \_\_\_\_\_

Customer: \_\_\_\_\_

All fabric Color Cords are three conductor, 1/4" diameter

**Solid Fabric Colored Cords**



**BLSF** | Black



**GYSF** | Gray



**CHSF** | Chocolate Brown



**WHSF** | White



**CASF** | Cardinal



**ORSF** | Orange



**LGSF** | Lime Green



**KGSF** | Kelly Green



**CBSF** | Cobalt Blue



**SBSF** | Sky Blue

**Patterned Fabric Colored Cords**



**BWHPF** | Black/White Houndstooth



**BIHPF** | Brown/Ivory Houndstooth



**GYCPF** | Gray/Citrus Yellow



**MOSPF** | Magenta/Orange Stripe



**NMTPF** | Navy Mini Tweed

**Glossy Fabric Colored Cords**



**GMGF** | Gun Metal



**SSGF** | Sterling Silver



**CPGF** | Copper Penny



**BRGF** | Bronze



**GOGF** | Gold