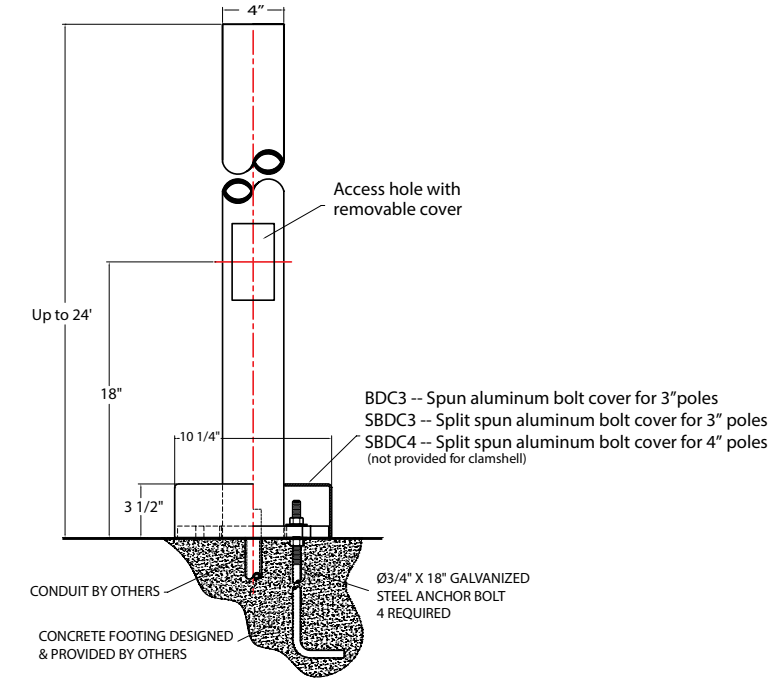
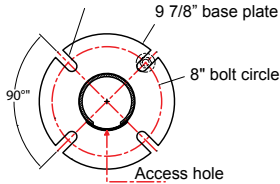


Project: _____
 Fixture Type: _____ Quantity: _____
 Customer: _____



Mounting slot for Ø3/4" anchor bolt. 4 required



MOUNTING DETAIL

Various heights and fixture configurations may require a different bolt circle. Consult factory for specific bolt circle required.

Material

One-piece non-tapered round shaft of low carbon steel (ASTM-A500 Grade B, 42,000 PSI min. yield) with one flush-welded vertical seam. Shaft is welded to a flat steel anchor base (ASTM-36, 36,000 PSI min. yield). Wall thickness is 7 gauge.

Mounting

Four anchor bolts provided are 3/4"x18". Anchor bolts, nuts and washers are hot dipped galvanized steel. Spun aluminum bolt cover provided.

Access

All poles are provided with a hand access opening and cover. Hand hole cover is secured by two stainless steel machine screws. (Tamper-proof screws provided upon request).

Grounding

All poles are provided with an aluminum grounding lug integrated to inner wall of shaft, 180 degrees to hand hole. Grounding lug is drilled and tapped to accommodate 1/4"-20 stainless steel machine screw.

Pole Height

Maximum pole height is 24-feet.

Accessories

Banner arms, ladder rests, signage, flag pole holder and GFI receptacles are optional.

Finish

A polyester powder coat high quality finish is electro-statically applied and baked at 430° for exceptional durability and color retention. Products undergo an intensive five-step cleansing and pretreatment process for maximum paint adhesion.

Marine grade finish provides superior salt, humidity, and UV protection. This coating withstands up to 3000 hours of continuous salt spray, comes with a 5-year warranty and is available in either a textured or gloss surface.

Catalog Logic

BD3STLS10.7 - **BAA** - **CCS1902** - **41**
 Pole Accessory Clamshell Finish

Catalog Number


1 2 3 4

See page 2 for more ordering info

1	Item Number	OD	Height	Wall	80 MPH	100 MPH
	BD3STLS8-7	3.00"	8'	7g	29.50	18.60
	BD3STLS10-7	3.00"	10'	7g	22.50	14.00
	BD3STLS12-7	3.00"	12'	7g	17.50	11.00
	BD3STLS14-7	3.00"	14'	7g	14.10	8.50
	BD3STLS16-7	3.00"	16'	7g	11.30	6.60
	BD3STLS18-7	3.00"	18'	7g	8.80	4.80
	BD3STLS20-7	3.00"	20'	7g	6.40	3.30
	BD3STLS22-7	3.00"	22'	7g	5.10	2.60
	BD3STLS24-7	3.00"	24'	7g	1.80	.80
	BD4STLS8-7	4.00"	8'	7g	55.80	35.60
	BD4STLS10-7	4.00"	10'	7g	43.30	27.60
	BD4STLS12-7	4.00"	12'	7g	34.60	21.60
	BD4STLS14-7	4.00"	14'	7g	27.90	17.30
	BD4STLS16-7	4.00"	16'	7g	22.90	14.00
	BD4STLS18-7	4.00"	18'	7g	18.75	11.00
	BD4STLS20-7	4.00"	20'	7g	15.00	4.80
	BD4STLS22-7	4.00"	22'	7g	12.00	3.80
	BD4STLS24-7	4.00"	24'	7g	9.60	2.90


Project: _____
 Fixture Type: _____ Quantity: _____
 Customer: _____


2 ACCESSORIES


GF115 (15 amp GFCI receptacle outlet) 


GF120 (20 amp GFCI receptacle outlet)


GF1-WPU (20 amp GFCI receptacle with weather proof in-use cover)


BAA (Cast Banner Arm A for 24" wide banner) 


BAB (Cast Banner Arm B for 30" wide banner) 


BAC (Cast Banner Arm C for 30" wide banner) 


LR1 (Cast Ladder Rest 1) 


LR3 (Cast Ladder Rest 3) 


LR4 (Cast Ladder Rest 4) 


LR5 (Cast Ladder Rest 5) 


SIGN A (Cast Sign A; 30" x 9", 8 letters/numbers on one line; requires Banner Arm to hang) 

SIGN B (Cast Sign B; 31" x 7", 12 letters/numbers on one line; requires Banner Arm to hang) 


SIGN C (Cast Sign C; 27" x 11", two rows of 8 letters/numbers on each line, requires Banner Arm to hang) 


SIGN D (Cast Sign D; 11" x 6 1/2", 4 letters/numbers on one line) 

SIGN E (Cast Sign E; comes with pole clamp, 24 1/2" x 6", 9 letters/numbers on one line) 

FPH1 (Flag Pole Holder) 

TP (Tamper Proof Screws)

BDC (Spun Aluminum Bolt cover) 

SBDC (Split Bolt Cover) 
























4 FINISHES

*Premium and Marine Grade Finish have additional charges

Standard Colors	Standard Grade	Marine Grade*	Standard Colors	Standard Grade	Marine Grade*
Aspen Green	10	10M	Architectural Bronze	51	51M
Cantaloupe	11	11M	Patina Verde	52	52M
Lilac	12	12M	Copper Clay	53	53M
Putty	13	13M	Silver	56	56M
Raw Unfinished	40	NA	Black Verde	61	61M
Black	41	41M	Painted Chrome	70	70M
Forest Green	42	42M	Painted Copper	71	71M
Bright Red	43	43M	Textured Black	72	72M
White	44	44M	Matte Black	73	73M
Bright Blue	45	45M	Textured Architectural Bronze	76	76M
Sunny Yellow	46	46M	Textured White	77	77M
Aqua Green	47	47M	Textured Silver	78	78M
Galvanized	49	NA	PREMIUM FINISH	Premium Grade*	Marine Grade*
Navy	50	50M	Carbon Graphite	96	96M
			Wood Grain	99	NA

Consult Factory for additional paint charges and availability.

3 2-PIECE CLAMSHELLS

CCS0300 	CCS1302 	CCS2902 
CCS0509 	CCS1501 	CCS2903 
CCS0701 	CCS1502 	CCS5301 
CCS0702 	CCS1504 	CCS5401 
CCS0900 	CCS1509 	CCS5509 
CCS1100 	CCS1607 	CCS6303 
CCS1201 	CCS1608 	CCS6502 
CCS1301 	CCS1902 	CCS9103 