

Project: \_\_\_\_\_  
 Fixture Type: \_\_\_\_\_ Quantity: \_\_\_\_\_  
 Customer: \_\_\_\_\_



**Specifications**

**Material:**  
 Shade is 0.80" spun aluminum. Cast Aluminum Hub and Wall Canopy

**Electrical:**  
 Medium Base Socket, 200w Max and 120v only.

**Certifications:**  
 Cord mounts are UL listed for dry locations. Arm mount are UL listed for wet locations.

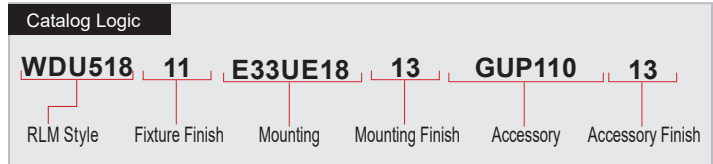
**Finish:**  
 A polyester powder coat high quality finish is electro-statically applied and baked at 430° for exceptional durability and color retention. Products undergo an intensive five-step cleansing and pretreatment process for maximum paint adhesion.

Marine grade finish provides superior salt, humidity and UV protection. This coating withstands up to 3000 hours of continuous salt spray, comes with a 5-year warranty and is available in either a textured or gloss surface.

**Modifications:**  
 Consult factory for custom or modified designs.

**WDU518**  
 200w Max Incandescent  
 18" Contempo Barn

Weight: 4.7 lbs



Catalog Number					
1	2	3	4	5	
<b>WDU518</b>					

1 3 5 FINISHES					
Standard Grade	Marine Grade		Standard Grade	Marine Grade	
40	NA	Raw Unfinished	53	100	Copper Clay
41	101	Black	56	109	Silver
42	102	Forest Green	61	106	Black Verde
43	114	Bright Red	70	118	Painted Chrome
44	107	White	71	105	Painted Copper
45	112	Bright Blue	72	108	Textured Black
46	123	Sunny Yellow	73	125	Matte Black
47	120	Aqua Green	76	121	Textured Architectural Bronze
49	NA	Galvanized	77	127	Textured White
50	111	Navy	78	124	Textured Silver
51	103	Architectural Bronze	10	130	Aspen Green
52	104	Patina Verde	11	131	Cantaloupe
12	133	Lilac	13	132	Putty
Premium Grade	Marine Grade		Premium Grade	Marine Grade	
81	129	Extreme Chrome	64	116	Candy Apple Red
80	117	Textured Desert Stone	65	122	Cobalt Blue
67	119	Butterscotch	82	128	Graystone
66	115	Caramel	69	113	Gunmetal Gray
68	126	Black Silver	83	134	Oil Rubbed Bronze

Consult factory for additional paint charges and availability

2 MOUNTING	
Arm Mounts	
E31UE16	
E33UE18	
E35UE16	
Cord Mounts	
BLCUE (6' black cord, UE cast hub & 5 1/4" x 2 3/4" canopy)	
WHCUE (6' white cord, UE cast hub & 5 1/4" x 2 3/4" canopy)	
XXXXUE (6' color cord, UE cast hub & 5 1/4" x 2 3/4" canopy. Replace XXXX with color cord designation from page 3.)	

4 ACCESSORIES	
GUP110 (Wire lamp guard)	
GUP120 (Wire lamp guard)	
TCPG (Grey, braided cord cover)	

**WARRANTY**  
 See www.ANPlighting.com for complete fixture warranty

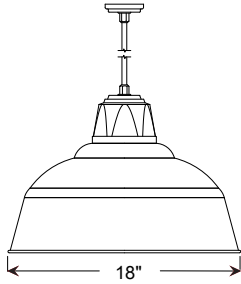
Project: \_\_\_\_\_

Fixture Type: \_\_\_\_\_ Quantity: \_\_\_\_\_

Customer: \_\_\_\_\_

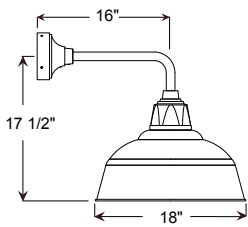


**PENDANT MOUNTS**

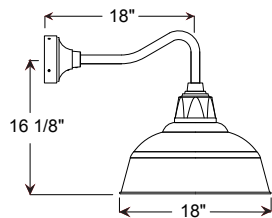


**WDU518-BLCUE**

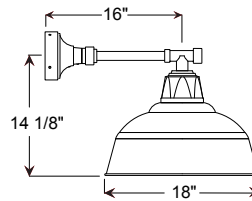
**ARM MOUNTS**



**WDU518-E31UE16**

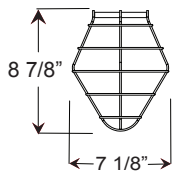


**WDU518-E33UE18**

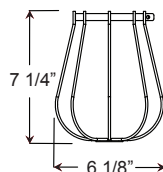


**WDU518-E35UE16**

**ACCESSORIES**



**GUP110**



**GUP120**

Project: \_\_\_\_\_  
 Fixture Type: \_\_\_\_\_ Quantity: \_\_\_\_\_  
 Customer: \_\_\_\_\_

All fabric Color Cords are three conductor, 1/4" diameter

**Solid Fabric Colored Cords**



**BLSF** | Black




**GYSF** | Gray



**CHSF** | Chocolate Brown



**WHSF** | White



**CASF** | Cardinal



**ORSF** | Orange



**LGSF** | Lime Green



**KGSF** | Kelly Green



**CBSF** | Cobalt Blue



**SBSF** | Sky Blue

**Patterned Fabric Colored Cords**



**BWHPF** | Black/White Houndstooth



**BIHPF** | Houndstooth



**GYCPF** | Gray/Citrus Yellow



**MOSPF** | Magenta/Orange Stripe



**NMTPF** | Navy Mini Tweed

**Glossy Fabric Colored Cords**



**GMGF** | Gun Metal



**SSGF** | Sterling Silver



**CPGF** | Copper Penny



**BRGF** | Bronze



**GOGF** | Gold