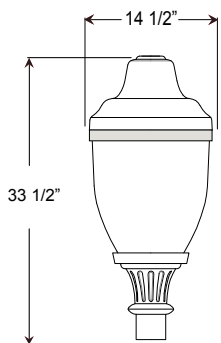


Project: _____
 Fixture Type: _____ Quantity: _____
 Customer: _____



Specifications

Fitter:
 Fitter is durable 356 cast aluminum. All hardware provided shall be stainless steel or zinc plated steel.

Acorn Globe:
 Acorn Globes available in clear or frosted polycarbonate.

Fixture Mounting:
 Post Mount: Post Cap with set screws. Fits 3" and 4" poles.

Drivers:
 Universal voltage 120-277 is standard. 0-10V dimming is standard for LED platforms.

See page 2 table for LED engine and driver specs, voltage and dimming protocols.



Electrical:
 Approximately 12" of pull wire extends from luminaire. Additional pull wire provided for post mount arms and wall mounts.

Finish:
 A polyester powder coat high quality finish is electro-statically applied and baked at 430° for exceptional durability and color retention. Products undergo an intensive five-step cleansing and pretreatment process for maximum paint adhesion.

Marine grade finish provides superior salt, humidity and UV protection. This coating withstands up to 3000 hours of continuous salt spray, comes with a 5-year warranty and is available in either a textured or gloss surface.

Modifications:
 Consult factory for custom or modified designs.

LF3255

Weight: 19.5 lbs
 EPA: 1.48

LED

Catalog Logic

LF3255 | 12 | CL | P078LD4D | T5 | 40K | PC | FIN02 | WM2141 | 72

Luminaire Series | Cage | Lens | Light Source & Wattage | Optic | CCT | Accessories | Finial | Mounting | Finish

Catalog Number

1 2 3 4 5 6 7 8 9

LF3255

1 OPTIONAL CAGES

See Page 3 for Style/Design

| |
|--------------------|
| 11, 12, 13, 14, 15 |
| 21, 22, 23, 24, 25 |
| 31, 32, 33, 34, 35 |
| 41, 42, 43, 44, 45 |

2 LENS

| |
|----------------------------------|
| CL (Clear Stipple Polycarbonate) |
| FR (Frost Stipple Polycarbonate) |

3 LIGHT SOURCE & WATTAGES

| |
|---------------------------------------|
| P029LD4D (29w Platform; 400ma Driver) |
| P046LD4D (46w Platform; 400ma Driver) |
| P078LD4D (78w Platform; 400ma Driver) |

4 OPTICS

| |
|---------------|
| T2 (Type II) |
| T3 (Type III) |
| T5 (Type V) |

5 COLOR TEMPERATURE (CCT)

| |
|-------------|
| 27K (2700K) |
| 30K (3000K) |
| 35K (3500K) |
| 40K (4000K) |

6 ACCESSORIES

| |
|--|
| HSS90 (90° House Side Shield, polished) |
| HSS120 (120° House Side Shield, polished) |
| PHSS90 (90° House Side/Uplight Shield, polished) |
| PHSS120 (120° House Side/Uplight Shield, polished) |
| *EMG-LED20HV (20w, High Voltage LED Emergency Driver, remote placement, for use with Platforms, 78w or less) |
| HLMSPC-06 (High-Low Motion Sensor/Photocell; 15' - 30' Sensor Mounting Height) |
| HLMSPC-10 (High-Low Motion Sensor/Photocell; 8' - 15' Sensor Mounting Height) |
| PC (Button Photo Cell) |
| RNR (Reinforcing Neck Ring) |
| SP (Surge Protector, 10kA & 10kV) |
| TLPC (Twist Lock photo cell, includes receptacle & photo cell) |
| TL5 (5-pin Twist Lock receptacle) |
| TL7 (7-pin Twist Lock receptacle) |

*For Emergency lumen output data, see Resources section at www.ANPlighting.com.

7 OPTIONAL FINIALS

See Page 3 for Style/Size

| |
|--|
| FIN02, FIN04, FIN05, FIN06, FIN10, FIN12, FIN15, |
| FIN18, FIN28, FIN39, FIN41, FIN42, FIN48, FIN64, |
| FIN70 |

8 MOUNTING SOURCE

| Post Mount Arms *See Page 4 for Style/Size | | Wall Mount Arms *See Page 4 for Style/Size | |
|---|--------------|---|--------|
| PA5151 | PA8711 | WM2141 | WM8581 |
| PA5171 | PA8831 | WM2211 | WM8831 |
| PA5411 | | WM3351 | |
| PA5621 | | WM4511 | |
| PA5651 | | WM5131 | |
| PA6211 | | WM5161 | |
| PA7911 | | WM5311 | |
| PA8031 | | WM5601 | |
| PA8521 | | WM7411 | |
| PA8571 | | WM8011 | |
| Column Mount *See Page 4 for Style/Size | | | |
| CM | Column Mount | | |

9 FINISHES

*Premium and Marine Grade Finish have additional charges

| Standard Colors | Standard Grade | Marine Grade* | Standard Colors | Standard Grade | Marine Grade* |
|-----------------|----------------|---------------|-------------------------------|-----------------------|----------------------|
| Aspen Green | 10 | 10M | Architectural Bronze | 51 | 51M |
| Cantaloupe | 11 | 11M | Patina Verde | 52 | 52M |
| Lilac | 12 | 12M | Copper Clay | 53 | 53M |
| Putty | 13 | 13M | Silver | 56 | 56M |
| Raw Unfinished | 40 | NA | Black Verde | 61 | 61M |
| Black | 41 | 41M | Painted Chrome | 70 | 70M |
| Forest Green | 42 | 42M | Painted Copper | 71 | 71M |
| Bright Red | 43 | 43M | Textured Black | 72 | 72M |
| White | 44 | 44M | Matte Black | 73 | 73M |
| Bright Blue | 45 | 45M | Textured Architectural Bronze | 76 | 76M |
| Sunny Yellow | 46 | 46M | Textured White | 77 | 77M |
| Aqua Green | 47 | 47M | Textured Silver | 78 | 78M |
| Galvanized | 49 | NA | PREMIUM FINISH | Premium Grade* | Marine Grade* |
| Navy | 50 | 50M | Carbon Graphite | 96 | 96M |

Consult Factory for additional paint charges and availability.

Project: _____
 Fixture Type: _____ Quantity: _____
 Customer: _____

| LED PERFORMANCE | | | | |
|-----------------|-------|-----------------------|----------------|------------------|
| PLATFORM | | | | |
| LED Wattage | CCT | Typical Luminous Flux | System Wattage | Typical Efficacy |
| 29W | 2700K | 2670 | 30w | 89 |
| | 3000K | 2670 | 30w | 89 |
| | 3500K | 3209 | 30w | 107 |
| | 4000K | 3465 | 30w | 116 |
| 46W | 2700K | 4004 | 46w | 87 |
| | 3000K | 4004 | 46w | 87 |
| | 3500K | 4814 | 46w | 105 |
| | 4000K | 5197 | 46w | 115 |
| 78W | 2700K | 7041 | 80w | 88 |
| | 3000K | 7041 | 80w | 88 |
| | 3500K | 8464 | 80w | 106 |
| | 4000K | 9138 | 80w | 114 |

| PLATFORM SPECIFICATION: |
|---|
| • Efficacy ranges from 87-116 lumens per watt |
| • Customized lens precisely directs the light |
| • Operating temperature of -30C to 55C |
| • Life: L70 is 60,000 hours |
| • PLATFORM CCT: 2700K, 3000K,3500K, and 4000K |
| • CRI: >70 |
| • Parallel circuitry ensures consistent light output in the event of single LED failure |

| PLATFORM LISTINGS |
|---|
| • Fully compliant with the RoHS Directive |
| • Certifications: ETL |
| • Rated IP65 with an optional IP66 rating |

| PLATFORM DRIVER SPECIFICATION: |
|--|
| • Operates at 400mA |
| • Dimmable down to 10% |
| • Built in surge protection |
| • Constant current output 50/60HZ |
| • Driver Efficiency > 90% power factor above 99% |
| • 120 – 277 volts |
| • 0-10V dimming protocol is standard |

| WARRANTY |
|---|
| See www.ANPlighting.com for complete fixture warranty. |
| • 7 year limited warranty* on Platform LED engines |
| • 5 year limited warranty* on Platform Drivers |
| *Limited Warranty: A typical year is defined as 4380 hours of operation. Failure defined as more than 10% of the total platform LED's not operating |

ACCESSORIES

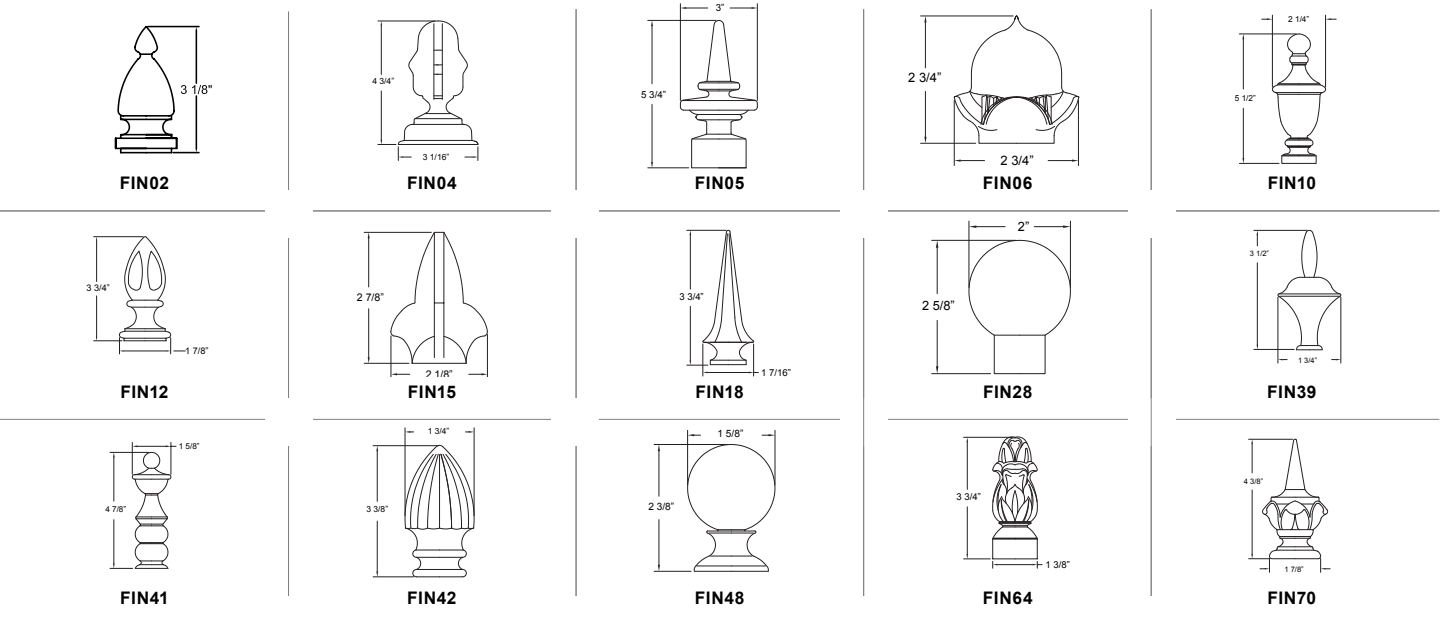
| | | | | | |
|---|---|---|---|---|--|
|  HSS90 & HSS120 |  PHSS90 & PHSS120 |  EMG-LED 20HV |  HLMSPC-06 & HLMSPC-10 |  PC |  RNR |
|  TLPC |  TL5 & TL7 | | | | |

Project: _____
 Fixture Type: _____ Quantity: _____
 Customer: _____

CAGES



FINIALS



Project: _____
 Fixture Type: _____ Quantity: _____
 Customer: _____

POST MOUNTS - See Post Arm Section on Website for Specification Sheets and additional post arms.
 Dimensions are Projection x Height

COLUMN MOUNT



PA5151 / 14 1/4" x 19 3/4"



PA5171 / 15 1/4" x 25 5/8"



PA5411 / 17 7/8" x 25 1/8"



PA5621 / 19" x 26 1/4"



CM / 5 3/4" SQ x 3 1/2" H



PA5651 / 20" x 26 1/4"



PA6211 / 22 3/4" x 26 1/2"



PA7911 / 20" x 20 5/8"



PA8031 / 20 1/2" x 20 1/4"



PA8521 / 18 1/4" x 14 1/2"



PA8571 / 24" x 47"

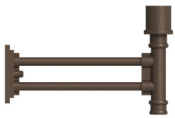


PA8711 / 20" x 20 3/8"




PA8831 / 18 7/8" x 18 7/8"

WALL MOUNTS - See Wall Mount Section on Website for Specification Sheets and additional wall mount arms.
 Dimensions are Projection x Height.



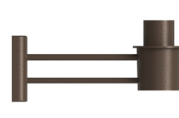
WM2141 / 18" x 12 3/16"



WM2211 / 15 1/2" x 15 7/8"



WM3351 / 14 1/2" x 22"



WM4511 / 17" x 8"



WM5131 / 11" x 16 3/8"



WM5161 / 15 3/4" x 17 3/4"



WM5311 / 10 7/8" x 9 3/4"



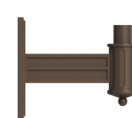
WM5601 / 17 7/8" x 14"



WM7411 / 14" x 15 3/4"



WM8011 / 18 1/4" x 16 3/8"



WM8581 / 17 1/8" x 17 1/2"



WM8831 / 17 1/4" x 16 3/8"