

Project: _____

Fixture Type: _____ Quantity: _____

Customer: _____



Weight: 15.0 lbs

EPA: 0.86

Specifications

General:

Due to size or weight, arms mounts may not accommodate all ANP luminaires.

Material:

All parts are durable 356 cast aluminum and high strength extruded aluminum. All hardware provided shall be stainless steel or zinc plated steel.

Fixture Mounting:

Post Cup mount to tenon. Pendant is Pin mount to tenon.

Post Arm Mounting:

Slip tenon to accommodate 3", 4" and 5" pole. Pole section of arm matches pole diameter and style.

Electrical:

Pull wire provided.

Finish:

A polyester powder coat high quality finish is electro-statically applied and baked at 430° for exceptional durability and color retention. Products undergo an intensive five-step cleansing and pretreatment process for maximum paint adhesion.

Marine grade finish provides superior salt, humidity and UV protection. This coating withstands up to 3000 hours of continuous salt spray, comes with a 5-year warranty and is available in either a textured or gloss surface.

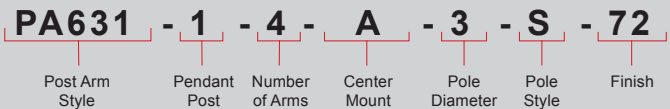
Modifications:

Consult factory for custom or modified designs.

PA631 - POST ARM

Extruded and Cast aluminum post arm for post or pendant fixture.

Catalog Logic



Catalog Number



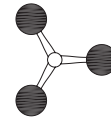
1 Arm Configuration



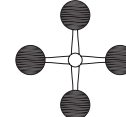
2 Arm Configuration



3 Arm Configuration



4 Arm Configuration



1	POST ARM ORIENTATION
1 - Post	
3 - Pendant	

3	CENTER MOUNT OPTIONS
A - Center Mount	
N - No Center Mount	

6 FINISHES					
Standard Grade	Marine Grade		Standard Grade	Marine Grade	
40	NA	Raw Unfinished	53	100	Copper Clay
41	101	Black	56	109	Silver
42	102	Forest Green	61	106	Black Verde
43	114	Bright Red	70	118	Painted Chrome
44	107	White	71	105	Painted Copper
45	112	Bright Blue	72	108	Textured Black
46	123	Sunny Yellow	73	125	Matte Black
47	120	Aqua Green	76	121	Textured Architectural Bronze
49	NA	Galvanized	77	127	Textured White
50	111	Navy	78	124	Textured Silver
51	103	Architectural Bronze	10	130	Aspen Green
52	104	Patina Verde	11	131	Cantaloupe
12	133	Lilac	13	132	Putty

2	NUMBER OF ARMS
1 - One Arm Configuration	
2 - Two Arm Configuration	
3 - Three Arm Configuration	
4 - Four Arm Configuration	

4	POLE DIAMETER
3 - 3 Inch	
4 - 4 Inch	
5 - 5 Inch	

5	POLE STYLE
S - Smooth	
F - Fluted	