

## Specifications

**Material:**

Durable A356 cast aluminum and aluminum sheet metal. Hardware is stainless steel or zinc-plated steel.

**Lens:**

Multiple choices of lens or no lens.

**Fixture Mounting:**

Post Mount: Post Cap with set screws. Pendant Mount: Hangs from tenon with Dual Clevis Pins.

**Drivers:**

Universal Voltage 120-277V is standard. 0-10V dimming is standard. (Refer to Driver Specification section for other specifications.)

**Dark Sky Friendly:**

To maintain dark sky friendly compatibility:  $\leq 3000K$  & no lens.

**Electrical:**

A lightning surge protective device is standard (20KA<sup>3</sup> Max/10KA<sup>2</sup> Nominal). Approximately 12" of pull wire extends from luminaire. All luminaires are prewired with 0-10V dimming leads. Post Arms and Wall Mounts are also prewired with line voltage & dimming leads.

**Finish:**

A polyester powder coat high quality finish. Marine grade finish is available.

**Certifications:**

UL Listed for outdoor, wet location. LED is IP66.

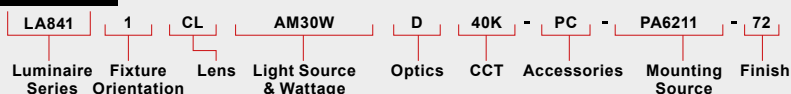
**Modifications:**

Consult factory for custom or modified designs.

**Buy American:**

This product is assembled in the USA and meets the Buy America(n) government procurement requirements under FAR, DFARS, and DOT regulations. [Click here for additional information.](#)

## Catalog Logic



## LA841 LED

EPA: 1.26

Weight: 10 lbs.

## Catalog Number

1

2

3

4

5

6

7

8

LA841

## 1 FIXTURE ORIENTATION

- 1 (Post)
- 3 (Pendant)

## 2 LENS

- NL (No Lens)
- CL (Clear Polycarbonate)
- FR (Frosted Polycarbonate)
- PR (Prismatic Polycarbonate)
- SE (Seeded Acrylic)
- WH (White Opal Polycarbonate)

## 3 LIGHT SOURCE &amp; WATTAGES

## ANP Module

- AM10W (10W ANP Module COB)
- AM20W (20W ANP Module COB)
- AM30W (30W ANP Module COB)
- AM40W (40W ANP Module COB)

## 4 OPTICS

- D (Type V : Frosted Acrylic Dome)

## 5 CCT (COLOR TEMPERATURE)

- 27K (2700K)
- 30K (3000K)
- 35K (3500K)
- 40K (4000K)

\*Consult Factory for 5000K

## 6 ACCESSORIES

- CHC (Clear Glass Chimney)
- CHF (Frosted Glass Chimney)
- HSS90 (90° House Side Shield)
- HSS120 (120° House Side Shield)
- \*EMG-LED10 (10W LED Emergency Driver, See Below For Compatibility)
- \*EMG-LED20 (20W LED Emergency Driver, See Below For Compatibility)
- HLMSPC-06 (On/Off Motion Sensor/Photocell, High/Low field-configurable; 15' - 30' Sensor Mounting Height)
- HLMSPC-10 (On/Off Motion Sensor/Photocell, High/Low field-configurable; 8' - 15' Sensor Mounting Height)
- PC (Button Photo Cell)
- TLPC (ANSI C136.41 Twist Lock Photocell, includes receptacle and 120-277V photo cell)
- TL5 (ANSI C136.41 5-Pin Twist Lock Receptacle only)
- TL7 (ANSI C136.41 7-Pin Twist Lock Receptacle only)
- FAID (Field Adjustable Internal Dimmer)

\*Most Emergency Drivers are remote mount only (consult factory). 10W & 30W Emergency Drivers are not compatible with all LED Light Source and Wattages. For percent lumens in emergency mode, see [Technical Section](#)

## 7 MOUNTING SOURCE

Post Mount Options	Post Mount Arms	Wall Mount Arms
S3 (Slips over Ø3" pole or tenon)	PA3111	WM4511
S4 (Slips over Ø4" pole or tenon)	PA3113	WM4513
S5 (Slips over Ø5" pole or tenon)	PA5151	WM5133
TN3 (Mounts to Ø3" pole with Ø2-3/8" x 4" tenon)	PA5153	WM5161
TN4 (Mounts to Ø4" pole with Ø2-3/8" x 4" tenon)	PA5411	WM5163
TN5 (Mounts to Ø5" pole with Ø2-3/8" x 4" tenon)	PA5413	WM5601
OM (Other Mounting, Please Specify)	PA8521	WM5603
<a href="#">All Poles</a>	<a href="#">All Post Mounts</a>	<a href="#">All Wall Mounts</a>
Column Mount		
CM Column Mount		
Rigid Stem Mount	Pendant Chain Mount	
4ST36 (36" Rigid Stem, 4" OD Canopy) Other lengths available, consult factory.	PEND-CH3 (36" Chain/4 5/8" OD Canopy) Other lengths available, consult factory.	

See last page for popular mounting sizes/styles.

## 8 FINISHES

\*Premium and Marine Grade Finish have additional charges

Standard Colors	Standard Grade	Marine Grade*	Standard Colors	Standard Grade	Marine Grade*
Aspen Green	10	10M	Copper Clay	53	53M
Cantaloupe	11	11M	Silver	56	56M
Lilac	12	12M	Black Verde	61	61M
Putty	13	13M	Painted Chrome	70	70M
Raw Unfinished	40	NA	Painted Copper	71	71M
Black	41	41M	Textured Black	72	72M
Forest Green	42	42M	Matte Black	73	73M
Bright Red	43	43M	Textured Architectural Bronze	76	76M
White	44	44M	Textured White	77	77M
Bright Blue	45	45M	Textured Silver	78	78M
Sunny Yellow	46	46M	PREMIUM FINISH	Premium Grade*	Marine Grade*
Aqua Green	47	47M	Textured Desert	80	80M
Galvanized	49	NA	Graystone	82	82M
Navy	50	50M	Oil Rubbed Bronze	83	83M
Architectural Bronze	51	51M	Carbon Graphite	96	96M
Patina Verde	52	52M			

Consult Factory for additional paint charges and availability.

Project Name: \_\_\_\_\_

Fixture Type: \_\_\_\_\_ Quantity: \_\_\_\_\_

Customer: \_\_\_\_\_

## PERFORMANCE TABLE - ANP MODULE - INITIAL LUMENS

LED CATALOG	WATTS	DISTRIBUTION	2700K					3000K					3500K					4000K				
			INITIAL LUMENS	lm/W	B	U	G	INITIAL LUMENS	lm/W	B	U	G	INITIAL LUMENS	lm/W	B	U	G	INITIAL LUMENS	lm/W	B	U	G
AM10W	10W	TYPE V	847	85	1	0	0	888	89	1	0	0	899	90	1	0	0	910	91	1	0	0
AM20W	20W	TYPE V	1694	85	1	0	0	1777	89	1	0	0	1799	90	1	0	0	1820	91	1	0	0
AM30W	30W	TYPE V	2541	85	1	0	0	2665	89	1	0	0	2698	90	1	0	0	2730	91	1	0	0
AM40W	40W	TYPE V	3388	85	2	0	0	3554	89	2	0	0	3597	90	2	0	0	3640	91	2	0	0

## MODULE SPECIFICATION

- CREE XLAMP™ CMU
- Typical Efficacy 90 lm/W
- CCT: 2700K, 3000K, 3500K, 4000K
- CRI: >90
- 3-Step Ellipse
- Ingress Protection: IP66
- Certifications: UL Recognized, RoHS, ENEC

## DRIVER SPECIFICATION

- Universal Input: 120-277V
- Dimming: 0-10V, TRIAC, ELV (Dims to 1%)
- Power Factor @ Full Load >90%
- THD @ Full Load <20%
- Constant Current Output 50/60Hz
- Operating Temperature: -30°C Minimum
- Lifetime: >50,000 hours
- Ingress Protection: IP66
- Certifications: UL Recognized, CE

## FINISHES

- A polyester powder coat high quality finish is electro-statically applied and baked at 430° for exceptional durability and color retention. Products undergo an intensive five-step cleansing and pretreatment process for maximum paint adhesion. 5-year warranty for aluminum products. 2-year warranty for steel products.
- Marine grade finish provides superior salt, humidity and UV protection. This coating withstands up to 3,000 hours of continuous salt spray and is available in either a textured or gloss surface. 5-year warranty for aluminum products. 2-year warranty for steel products.

## WARRANTY

See [www.ANPlighting.com](http://www.ANPlighting.com) for complete fixture warranty.

## LED warranty information

- 5 year limited warranty\*
- \*Limited Warranty: A typical year is defined as 4,380 hours of operation.

## ACCESSORIES



CHC &amp; CHF



HSS90 &amp; HSS120



EMG-LED10, 20




HLMSCP-06 &amp; HLMSPC-10



PC



TLPC



TL5 &amp; TL7



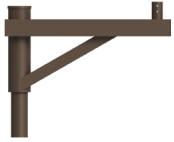
FAID

Project Name: \_\_\_\_\_

Fixture Type: \_\_\_\_\_ Quantity: \_\_\_\_\_

Customer: \_\_\_\_\_

## POPULAR POST MOUNTS

See Post Arm Section on Website for Specification Sheets and additional post arms. Dimensions are Projection x Height.  
[Click here for all Post Mount styles](#)

PA3111 / 25" x 15 1/4"



PA3321 / 18" x 14 3/4"



PA5151 / 14 1/4" x 19 3/4"



PA5171 / 15 1/4" x 25 5/8"



PA5411 / 17 7/8" x 25 1/8"



PA6111 / 20 1/2" x 25 1/8"



PA6211 / 22 3/4" x 26 1/2"




PA7711 / 13 1/8" x 21 1/2"



PA7911 / 20" x 20 5/8"



PA8031 / 20 1/2" x 20 1/4"



PA8521 / 18 1/4" x 14 1/2"



PA8571 / 24" x 47"

## POPULAR WALL MOUNTS

See Wall Mount Section on Website for Specification Sheets and additional wall mount arms. Dimensions are Projections x Height.  
[Click here for all Wall Mount styles](#)

WM4511 / 17" x 8"



WM4513 / 17" x 8"



WM5131 / 11" x 16 3/8"



WM5133 / 11" x 16 3/8"



WM5161 / 15 3/4" x 13 3/4"



WM5163 / 15 3/4" x 13 3/4"



WM5601 / 17 7/8" x 14"




WM5603 / 17 7/8" x 14"




WM6111 / 20 3/8" x 24"



WM6113 / 20 3/8" x 24"



WM8581 / 17 1/8" x 17 1/2"



WM8583 / 17 1/8" x 17 1/2"

## COLUMN MOUNT



CM / 5 3/4" SQ x 3 1/2" H

## RIGID STEM MOUNT



4ST36

## PENDANT CHAIN MOUNT



PEND-CH3

## FINISHES COLORS

## STANDARD



## PREMIUM

